

PEROVIAL®

THE ART OF FEELING

LET INNOVATION LEAD STRAIGHT BACK TO LIFE

Instructions for use

The first HA-based treatment for the management of acute phase perionie's disease



Caring Innovation

Perovial is a hyaluronic acid–based intrapenile injection specifically formulated to soften plaques on the tunica albuginea, promoting optimal tissue remodeling and supporting the physiological healing process.

Its use aims to counteract the progression of Peyronie’s disease during the acute phase.

PEROVIAL®

Hyaluronic acid sodium salt
for intralesional penile injection



Classified as a high level of novelty device ²



Improvement in penile curvature, plaque size and erectile function ^{3,5 *#}



Better outcome in terms of penile pain reduction and patients’ satisfaction ^{3#}



Good safety profile and tolerability in clinical studies ³⁻⁶

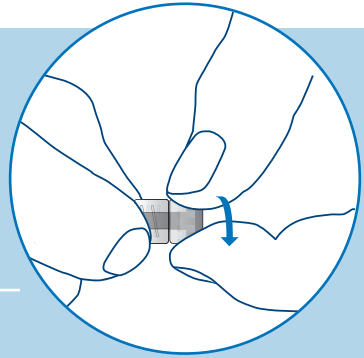


10-12 weeks intrapenile treatment ¹

INSTRUCTIONS FOR USE¹

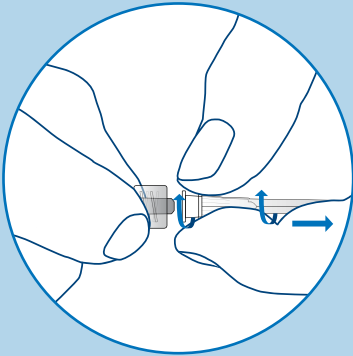
1

Carefully unscrew the syringe cap, firmly holding the Luer-lock closing neck between your fingers and being particularly careful to avoid contact with the opening.



2

Firmly holding the Luer-lock closing neck between your fingers, screw the 27G needle tightly onto the closing neck of the syringe until you feel slight pressure so as to ensure an airtight seal and prevent liquid leakage during administration.



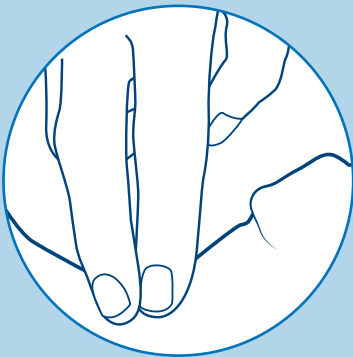
3

Inject PEROVIAL® at ambient temperature and on a thoroughly disinfected genital skin.



4

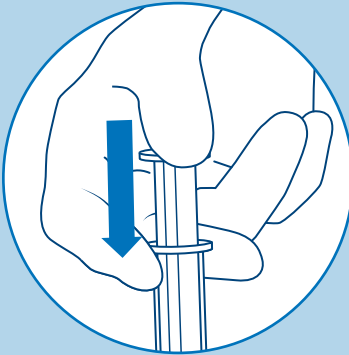
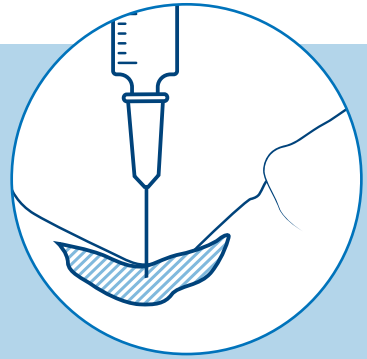
The injection site should be on healthy skin and away from subcutaneous veins. Identify plaque by palpation.



INSTRUCTIONS FOR USE

5

After anaesthetising the base of the penis, infiltrate the plaque firmly with the needle and inject the device.

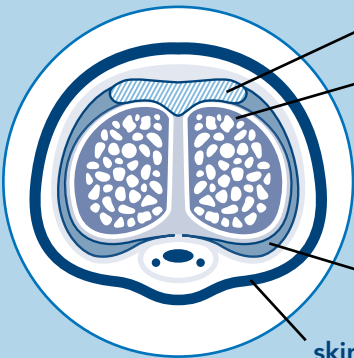
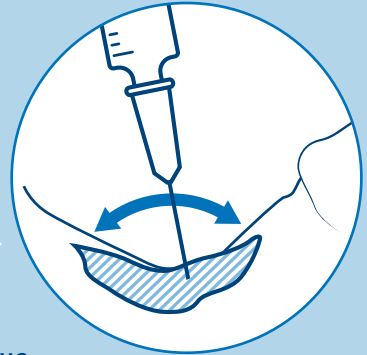


6

Due to the viscous nature of the device, it may be necessary to apply pressure to the syringe handpiece during the procedure.

7

If there is strong resistance, slowly change the position of the needle, taking care not to bend it.



Peyronie's plaque
erectile tissue

8

Do not inject via the vascular route, but into the **tunica albuginea**.

tunica albuginea

skin

DO NOT...

- ∅ Do not inject outside the shaft.
- ∅ Do not inject into the glans or urethra.
- ∅ Do not use ice on the penis before or after the treatment.

1 injection per week



AFTER INJECTION

After injection, advise the patient to avoid any sexual and intense physical activity for 24-48 hours.

After use, the empty syringe and needle must be disposed of in accordance with the regulations in force for disposal of medical waste.





ONE OF THE
**WORLD
LEADERS**
IN HYALURONIC
ACID-BASED PRODUCTS

Operating
in over
90
COUNTRIES
on 5 continents



90
**exclusive
patents**
AND SEVERAL OTHERS
IN THE PIPELINE

The Art of Feeling

We develop solutions designed to support intimate and urological health, helping people reconnect with sensation, confidence, and closeness.

REFERENCES

1. IBSA (2025). Perovial - Instructions For Use.
2. European Commission. Expert decision and opinion in the context of the Clinical Evaluation Consultation Procedure (CECP).
3. Favilla V, et al. Andrology. 2017;5(4):771-5.
4. Cocci A, et al. World J Mens Health. 2021;39(2):352-7.
5. Zucchi A, et al. Sex Med. 2016;4(2):e83-8
6. Cai T, et al. World J Mens Health. 2021;39(3):526-32.

*Vs Verapamil #Vs baseline

IBSA UK

Sullivan House, 4-6 Colonial Business Park,
Colonial Way, Watford WD24 4PR, UK
Phone: +44 1923 233 466

